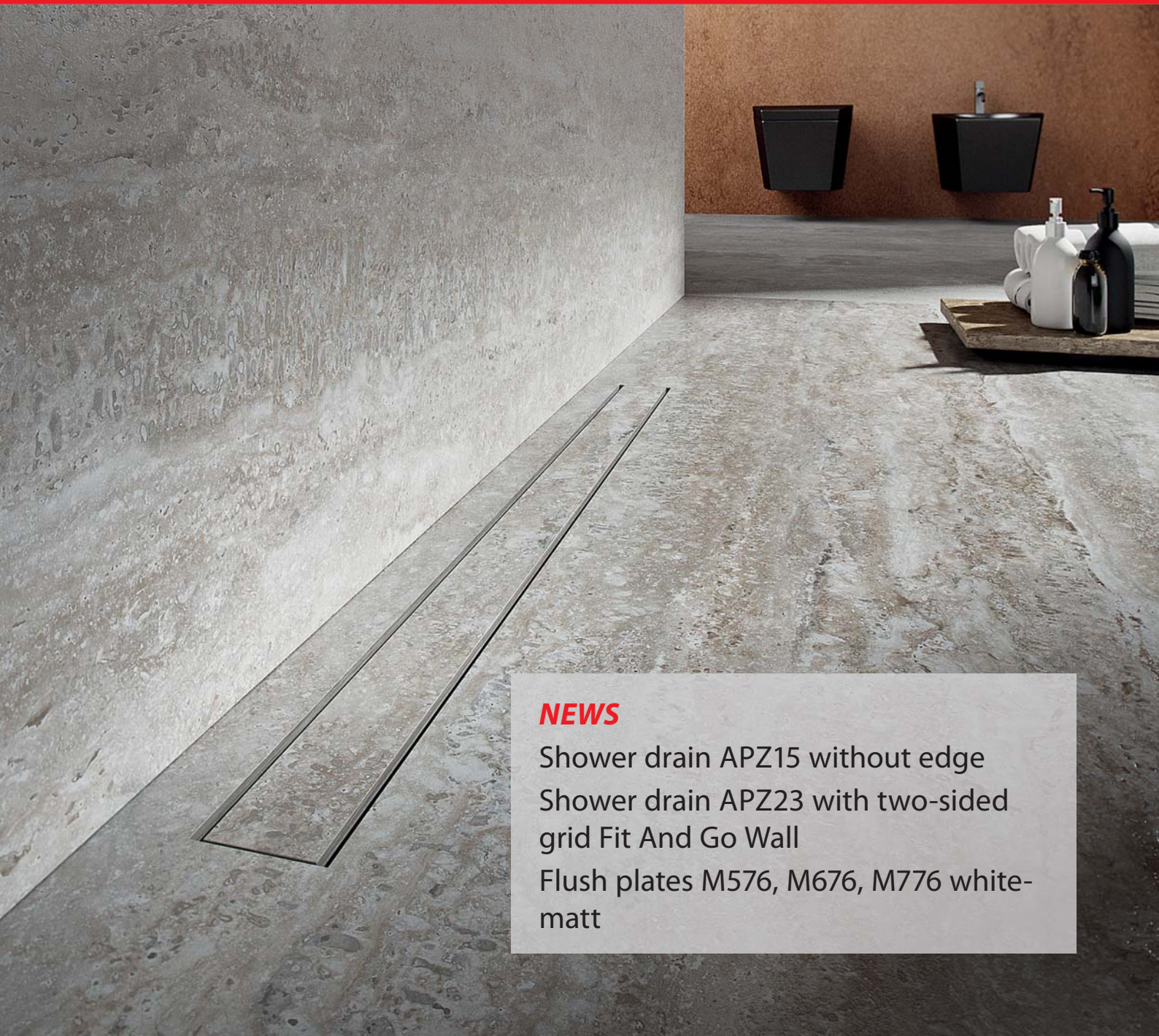


INFO

3/2020

www.alcaplast.com



NEWS

Shower drain APZ15 without edge

Shower drain APZ23 with two-sided
grid Fit And Go Wall

Flush plates M576, M676, M776 white-
matt

CONTENT

SHOWER DRAIN WITHOUT EDGE WITH GRID FOR EMBEDDING TILES

APZ15 Marble, APZ115 Marble Low3



STAINLESS STEEL SHOWER DRAIN WITH FIXED VERTICAL FLANGE TO THE WALL AND TWO-SIDED GRID

APZ23-DOUBLE9 Fit and Go Wall, APZ23 Modular Wall... 6



PRE-WALL INSTALLATION SYSTEMS FOR WOODEN-CONSTRUCTION HOUSES

AM101/1120W, AM101/850W and AM112W12



FLUSH PLATE BRASS

FUN-BRASS15



FLUSH PLATES THIN WHITE-MATT

M576, M676, M77617



EXTENSION OF THE PROGRAM WHITE-POLISHED

.....19



FLEXI PIPE 40 x 40

A795 22




INDEX 24



NEW

3

Shower drain without edge with grid for embedding tiles APZ15 Marble, APZ115 Marble Low



 CZECH
PRODUCT

NEW


4

Shower drain APZ15 Marble

- Design solution
- Warranty 25 years


MINIMALISTIC DESIGN

The new construction of the shower drain and grid without frame merges the floor surface in the bathroom



INSTALLATION WITHOUT LIMIT

The grid allows application of tiles of any thickness



FOR LARGE FORMAT BOARDS FROM NATURAL STONE

Template for cutting floor coverings is part of the packing



ALL IN PACKAGE



25

YEAR GUARANTEE

Package content

- Shower drain assembled with the odour trap
- Grid for gluing various types of floor coverings
- Template for cutting tiles on the grid
- Waterproof tape at the length of the linear drain
- Anchoring kit (screws, dowels)
- Installation legs
- Dismantling hook



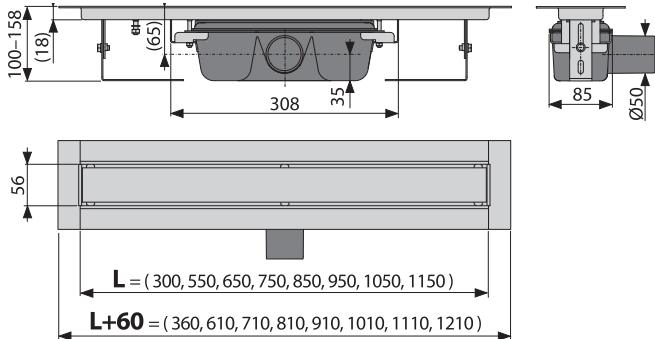
CZECH
PRODUCT

NEW

5

APZ15 Marble

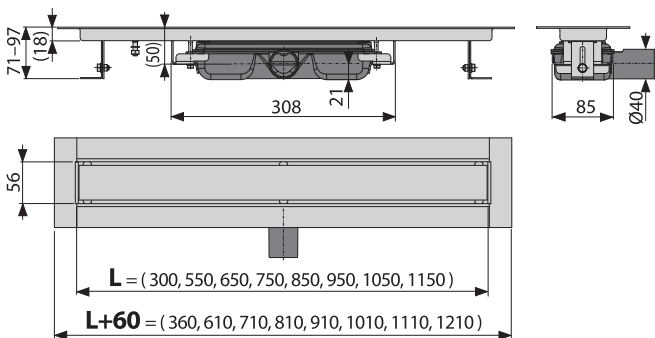
Shower drain without edge with grid for embedding tiles



Quantity (packing) APZ15-750	8 pcs
Dimensions (piece)	820×205×160 mm
Weight (piece)	4,9717 kg
EAN	8595580565558

APZ115 Marble Low

Shower drain without edge with grid for embedding tiles



Quantity (packing) APZ115-750	8 pcs
Dimensions (piece)	820×205×160 mm
Weight (piece)	5,0209 kg
EAN	8595580565473

NEW

6

Stainless steel shower drain with fixed vertical flange to the wall and two-sided grid APZ23-DOUBLE9 Fit and Go Wall



 **CZECH
PRODUCT**

NEW

7

Stainless steel shower drain APZ23-DOUBLE9 Fit and Go Wall

- Shower drain with vertical flange to the wall
- Two-sided grid DOUBLE offers choice by simple turn (full grid or grid for embedding tiles)
- Warranty 25 years



Two-sided grid 2in1

The final decision about the choice of a grid can be made even after the installation of the shower drain without any construction modifications.



SHOWER DRAIN TO THE WALL

Installation to the wall using the vertical flange provides increased protection against any leakage of water into the wall



TO WALL



ALL IN PACKAGE



Package content

- Shower drain
- Two-sided grid DOUBLE (full grid or grid for embedding tiles)
- Waterproof tape at the length of the linear shower drain
- Low odour trap APZ-S9
- Anchoring kit (screws, dowels)
- Anchoring legs
- Dismantling hook
- Combined odour trap SMART

25

YEAR GUARANTEE

CZECH
PRODUCT

NEW

8

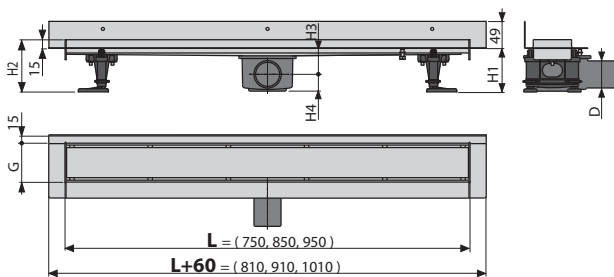
APZ23-DOUBLE9

Fit and Go Wall


Shower drain (750, 850, 950 mm)

DOUBLE

Stainless steel-matt / Grid for embedding tiles
The grid is included



APZ23-DOUBLE9
Fit and Go Wall:
81 mm





Quantity (packing) APZ23-DOUBLE9-750	20 pcs
Dimensions (piece)	820x200x160 mm
Weight (piece)	3,886 kg
EAN	8595580566029

NEW

9

Stainless steel shower drain APZ23 Modular Wall

Shower drain APZ13 is newly available with fixed vertical flange to the wall as APZ23 Modular Wall. Offers the possibility of a wide selection of seven design grids and three different trap sizes.

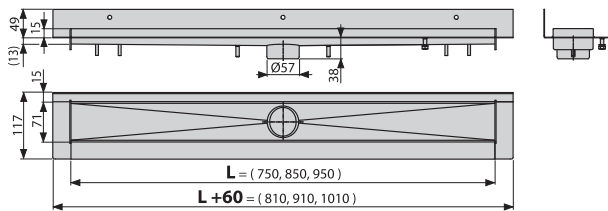



NEW

10

APZ23 Modular Wall

Shower drain



Quantity (packing) APZ23-750	20 pcs
Dimensions (piece)	840x156x84 mm
Weight (piece)	2,4669 kg
EAN	8595580565992

APZ-S6

Extra-low trap DN40 and set of adjustable legs



APZ-S9

Low trap DN50 and set of adjustable legs



APZ-S12

Trap DN50 and set of adjustable legs



P143

Combined odour trap SMART for APZ-S6



SMART

P144

Combined odour trap SMART for APZ-S9



SMART

P145

Combined odour trap SMART for APZ-S12




SMART

NEW

11

CODE


Stainless steel-polished
Stainless steel-matt



Quantity (packing) CODE-750L	1 pc
Dimensions (piece)	755×76×40 mm
Weight (piece)	0,8747 kg
EAN	8595580551933

ROUTE


Stainless steel-polished,
Stainless steel-matt



Quantity (packing) ROUTE-750L	1 pc
Dimensions (piece)	755×76×40 mm
Weight (piece)	0,9047 kg
EAN	8595580551803

SMILE


Stainless steel-polished,
Stainless steel-matt



Quantity (packing) SMILE-750L	1 pc
Dimensions (piece)	755×76×40 mm
Weight (piece)	0,8847 kg
EAN	8595580551681

ZIP


Stainless steel-polished,
Stainless steel-matt



Quantity (packing) ZIP-750L	1 pc
Dimensions (piece)	755×76×40 mm
Weight (piece)	0,8247 kg
EAN	8595580552053

INSERT


Grid for embedding tiles



Quantity (packing) INSERT-750	1 pc
Dimensions (piece)	755×76×40 mm
Weight (piece)	1,2968 kg
EAN	8595580552640

SPACE


Stainless steel-matt



Quantity (packing) SPACE-750M	1 pc
Dimensions (piece)	755×76×40 mm
Weight (piece)	0,8473 kg
EAN	8595580552190

STREAM

Stainless steel-matt



Quantity (packing) STREAM-750M	1 pc
Dimensions (piece)	755×76×40 mm
Weight (piece)	1,7364 kg
EAN	8595580553890

NEW

12

Pre-wall installation systems for wooden-construction houses AM101/1120W, AM101/850W & AM112W

- Special solutions for wooden-construction houses or mobile units
- 15 years warranty

COMFORTABLE MOUNTING TO WOODEN-CONSTRUCTION OF THE HOUSE

The installation system can be easily attached to the wooden-construction through the holes in the frame




COMFORTABLE INSTALLATION

The new construction solution allows tilting the cistern forward



SAFE WATER CONNECTION

Connection of the angle valve inside of the cistern guarantees increased protection against possible leakage of a water into the wooden structure of the house



100% COMPATIBILITY WITH ALL FLUSH PLATES

Pre-wall installation systems WOOD series are fully compatible with all flush plates ALCA

15

YEAR GUARANTEE



CZECH
PRODUCT

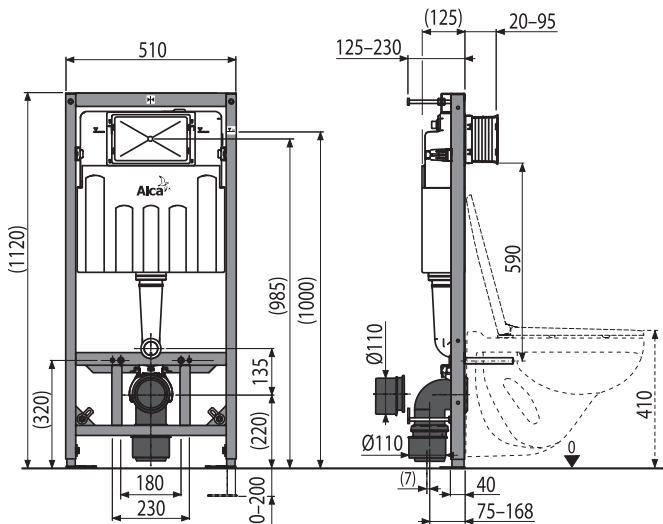


NEW

13

AM101/1120W

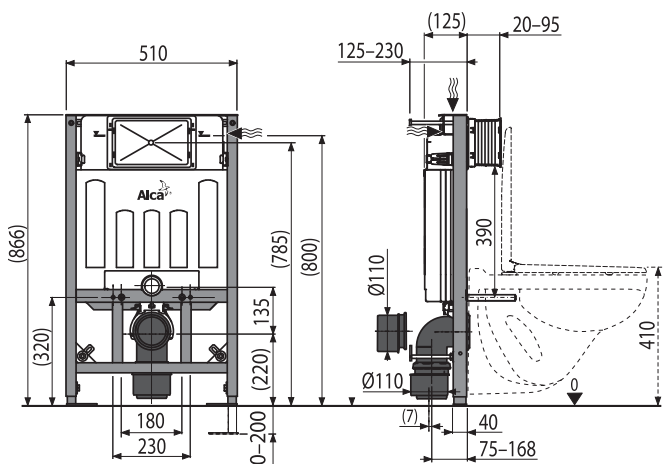
Pre-wall installation system for dry build up (plasterboard)



Quantity (packing) AM101/1120W	1 pc
Dimensions (piece)	1130x145x520 mm
Weight (piece)	14,3208 kg
EAN	8595580564025

AM101/850W

Pre-wall installation system for dry build up (plasterboard)



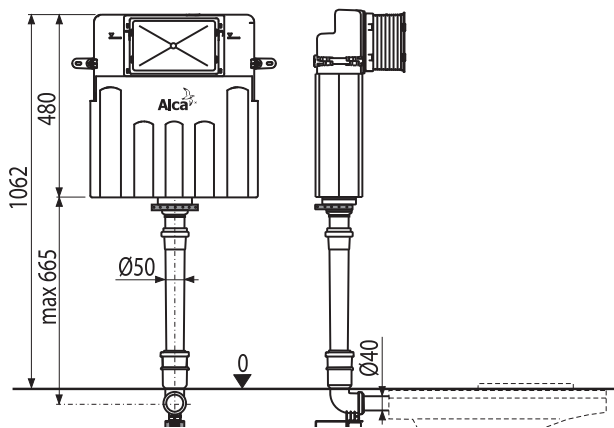
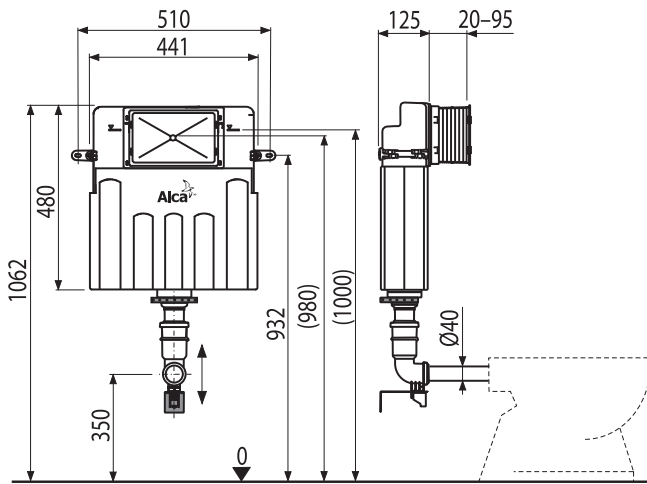
Quantity (packing) AM101/850W	1 pc
Dimensions (piece)	1130x145x520 mm
Weight (piece)	14,0995 kg
EAN	8595580565015

NEW

14

AM112W

Wall concealed WC cistern



Quantity (packing) AM112W	1 pc
Dimensions (piece)	1050×480×140 mm
Weight (piece)	4,8454 kg
EAN	8595580564063

NEW

15

Flush plate FUN-BRASS for pre-wall installation systems

Metal flush plate FUN-BRASS with brass finish has a thickness of only 5 mm so it barely rises over the tile. Elegant and attractive color design can be effectively put into the overall concept of a modern toilet. Also this flush plate has a special protection Anti-fingerprint.




- **Metal button**
- **Surface finish: brass**
- **Elegant design**
- **Anti-fingerprint**
- **Thin profile 5 mm**
- **100% compatibility with all pre-wall installation systems ALCA**

5 mm


**CZECH
PRODUCT**

OVERVIEW OF FLUSH PLATES FUN


FUN-BRASS
Brass
N
FUN
Alunox-matt

FUN-INOX
Inox-semi matt

FUN-WHITE
Inox-white polished

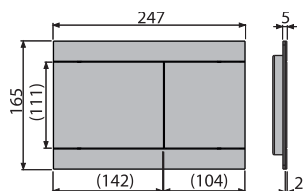
FUN-ANTIC
Bronze-antic

NEW

16

FUN-BRASS

Flush plate for pre-wall installation systems, brass



Quantity (packing) FUN-BRASS	10 pcs
Dimensions (piece)	255x85x175 mm
Weight (piece)	1,4462 kg
EAN	8595580565411

NEW

17

Flush plates THIN in white-matt finish M576, M676, M776

The new flush plates THIN thanks to its flat profile stand out only five millimeters above the tiles. Series flush plates THIN is available in five colors from the traditional white, through the favorite chrome, extravagant gold to black-matt finish. The square shape is complemented by two rows of round buttons. It's only up to you to choose the right ring color. You can find the new white-matt finish in all flush plate designs (M576, M676, M776).



- White-matt finish
- Thin profile of just 5 mm
- Timeless design
- 5 color variations
- 100% compatibility with all pre-wall installation systems ALCA



OVERVIEW OF FLUSH PLATES THIN IN WHITE-MATT


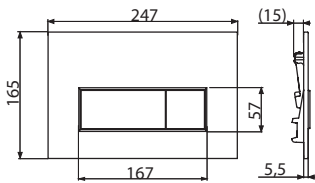


NEW

18

M576


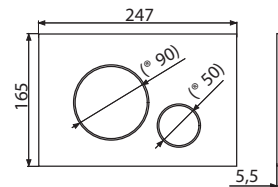
Flush plate for pre-wall installation systems, white-matt



Quantity (packing) M576	25 pcs
Dimensions (piece)	250×170×36 mm
Weight (piece)	0,3464 kg
EAN	8595580566302

M676

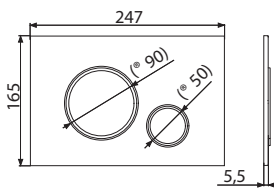
Flush plate for pre-wall installation systems, white-matt



Quantity (packing) M676	25 pcs
Dimensions (piece)	250×170×36 mm
Weight (piece)	0,3629 kg
EAN	8595580566319

M776

Flush plate for pre-wall installation systems, white-matt/chrome-polished



Quantity (packing) M776	25 pcs
Dimensions (piece)	250×170×36 mm
Weight (piece)	0,3653 kg
EAN	8595580566326

NEW

19

Program white-polished



A400B
Wash-basin trap DN32 DESIGN
metal, round, white



A4000B
Extension piece DN32, white



ARV001B
Angle valve with a filter
1/2"x3/8", round, white



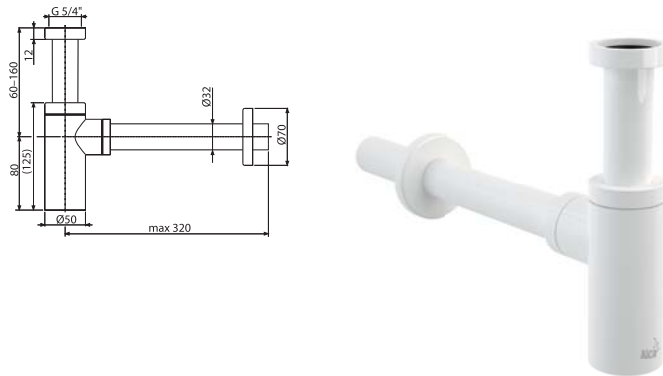
ARV003B
Angle valve with a filter
1/2"x1/2", round, white

NEW

20

A400B

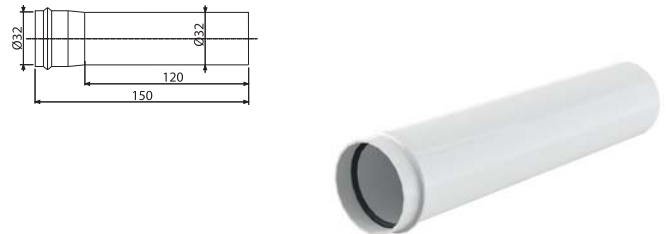
Wash-basin trap DN32 DESIGN metal, round, white



Quantity (packing) A400B	12 pcs
Dimensions (piece)	330×150×70 mm
Weight (piece)	0,8974 kg
EAN	8595580567330

A4000B

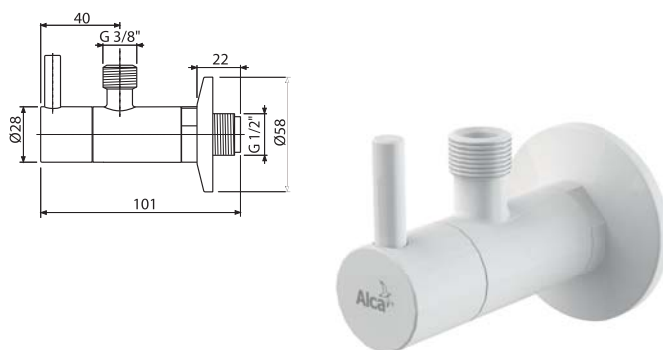
Extension piece DN32, white



Quantity (packing) A4000B	50 pcs
Dimensions (piece)	155×40×40 mm
Weight (piece)	0,0822 kg
EAN	8595580567347

ARV001B

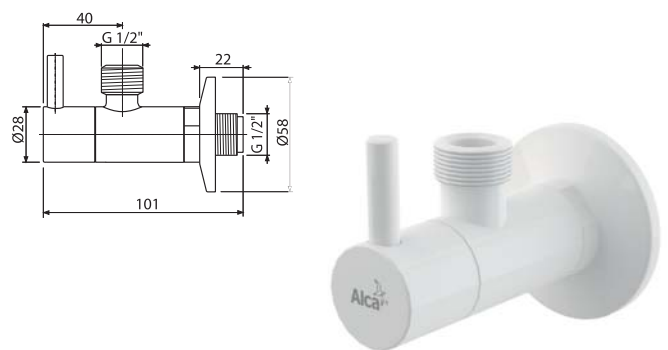
Angle valve with a filter 1/2"×3/8", round, white



Quantity (packing) ARV001B	60 pcs
Dimensions (piece)	150×45×65 mm
Weight (piece)	0,3128 kg
EAN	8595580567194

ARV003B

Angle valve with a filter 1/2"×1/2", round, white



Quantity (packing) ARV003B	60 pcs
Dimensions (piece)	150×45×65 mm
Weight (piece)	0,3128 kg
EAN	8595580567200

NEW

Overview of program white-polished




GL1200

GLASS – Grid for shower drain, glass-white



M570

Flush plate for pre-wall installation systems, white



M670

Flush plate for pre-wall installation systems, white



M770

Flush plate for pre-wall installation systems, white/chrome-polished



M775

Flush plate for pre-wall installation systems, white/gold



A400B

Wash-basin trap DN32 DESIGN metal, round, white



A4000B

Extension piece DN32, white



ARV001B

Angle valve with a filter 1/2"x3/8", round, white



ARV003B

Angle valve with a filter 1/2"x1/2", round, white



A392B

Wash-basin CLICK/CLACK waste 5/4" metal with overflow, big white plug



A395B

Wash-basin CLICK/CLACK waste 5/4", metal without overflow, big white plug, for plastic and glass wash-basins



A47B-50

Shower waste and trap, white



A47B-60

Shower waste and trap, white



A49B

Shower waste and trap, white



A51B

Bath pop-up waste and trap, white



A51BM

Bath pop-up waste and trap, white

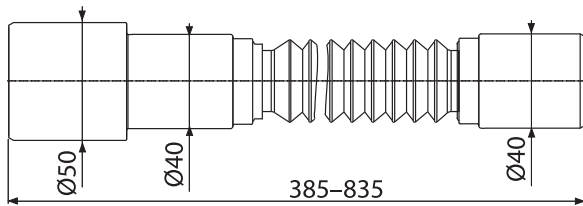
NEW

22

Flexi pipes

A795

Flexi pipe 50/40x40



Quantity (packing) A795	100 pcs
Dimensions (piece)	395x50x50 mm
Weight (piece)	0,1053 kg
EAN	8595580565664

 <p>A794 Flexi pipe 40-32x32-40</p>	 <p>A710 Flexi pipe 40x40</p>	 <p>A720 Flexi pipe 50/40x40/50</p>	 <p>A795 Flexi pipe 50/40x40</p>	 <p>A730 Flexi pipe 5/4"x40 plastic</p>
 <p>A740 Flexi pipe 5/4"x40 metal</p>	 <p>A750 Flexi pipe 5/4"x32/40 plastic</p>	 <p>A760 Flexi pipe 5/4"x32/40 metal</p>	 <p>A770 Flexi pipe 6/4"x40/50 plastic</p>	 <p>A780 Flexi pipe 6/4"x40/50 metal</p>
 <p>A791 Flexi pipe 6/4"x40 plastic</p>	 <p>A792 Flexi pipe 6/4"x40 metal</p>	 <p>A793 Flexi pipe 6/4" with reduction to 5/4"x50/40 plastic</p>		

NEW

23

PARTICIPATION IN TRADE FAIRS

MOSBUILD MOSCOW

Moscow, Russia

31. 3 – 3. 4. 2020. 3



TRADE FAIR PTÁČEK

Brno, CZECH REPUBLIC

27. 4. 2020



INSTALL FEST

Kiev, Ukraine

28. – 30. 4. 2020















MCE MILANO 2020

Milan, Italy













8. – 11. 3. 2020















INDEX

Code	Picture	EAN	Description
APZ15-300 Marble		8595580565527	Shower drain without edge with grid for embedding tiles
APZ15-550 Marble		8595580565534	Shower drain without edge with grid for embedding tiles
APZ15-650 Marble		8595580565541	Shower drain without edge with grid for embedding tiles
APZ15-750 Marble		8595580565558	Shower drain without edge with grid for embedding tiles
APZ15-850 Marble		8595580565565	Shower drain without edge with grid for embedding tiles
APZ15-950 Marble		8595580565572	Shower drain without edge with grid for embedding tiles
APZ15-1050 Marble		8595580565503	Shower drain without edge with grid for embedding tiles
APZ15-1150 Marble		8595580565510	Shower drain without edge with grid for embedding tiles
APZ115-300 Marble Low		8595580565442	Shower drain without edge with grid for embedding tiles
APZ115-550 Marble Low		8595580565459	Shower drain without edge with grid for embedding tiles
APZ115-650 Marble Low		8595580565466	Shower drain without edge with grid for embedding tiles
APZ115-750 Marble Low		8595580565473	Shower drain without edge with grid for embedding tiles













INDEX

Code	Picture	EAN	Description
APZ115-850 Marble Low		8595580565480	Shower drain without edge with grid for embedding tiles
APZ115-950 Marble Low		8595580565497	Shower drain without edge with grid for embedding tiles
APZ115-1050 Marble Low		8595580565428	Shower drain without edge with grid for embedding tiles
APZ115-1150 Marble Low		8595580565435	Shower drain without edge with grid for embedding tiles
APZ23-DOUBLE9-750 Fit and Go Wall		8595580566029	Shower drain
APZ23-DOUBLE9-850 Fit and Go Wall		8595580566036	Shower drain
APZ23-DOUBLE9-950 Fit and Go Wall		8595580566029	Shower drain
APZ23-750 Modular Wall		8595580565992	Shower drain
APZ23-850 Modular Wall		8595580566005	Shower drain
APZ23-950 Modular Wall		8595580566012	Shower drain
APZ-S6		8595580551599	Extra-low trap DN40 and set of adjustable legs
APZ-S9		8595580551605	Low trap DN50 and set of adjustable legs













INDEX

Code	Picture	EAN	Description
APZ-S12		8595580551612	Trap DN50 and set of adjustable legs
P143		8595580562298	Combined odour trap SMART for APZ-S6
P144		8595580562304	Combined odour trap SMART for APZ-S9
P145		8595580562311	Combined odour trap SMART for APZ-S12
CODE-750L		8595580551933	Grid for shower drain, stainless steel-polished
CODE-750M		8595580551957	Grid for shower drain, stainless steel-matt
CODE-850M		8595580551995	Grid for shower drain, stainless steel-matt
CODE-850L		8595580551971	Grid for shower drain, stainless steel-polished
CODE-950M		8595580552039	Grid for shower drain, stainless steel-matt
CODE-950L		8595580552015	Grid for shower drain, stainless steel-polished
ROUTE-750L		8595580551803	Grid for shower drain, stainless steel-polished
ROUTE-750M		8595580551827	Grid for shower drain, stainless steel-matt














INDEX

Code	Picture	EAN	Description
ROUTE-850L		8595580551841	Grid for shower drain, stainless steel-polished
ROUTE-850M		8595580551872	Grid for shower drain, stainless steel-matt
ROUTE-950M		8595580551919	Grid for shower drain, stainless steel-matt
ROUTE-950L		8595580551896	Grid for shower drain, stainless steel-polished
SMILE-750L		8595580551681	Grid for shower drain, stainless steel-polished
SMILE-750M		8595580551704	Grid for shower drain, stainless steel-matt
SMILE-850L		8595580551728	Grid for shower drain, stainless steel-polished
SMILE-850M		8595580551742	Grid for shower drain, stainless steel-matt
SMILE-950M		8595580551780	Grid for shower drain, stainless steel-matt
SMILE-950L		8595580551766	Grid for shower drain, stainless steel-polished
ZIP-750L		8595580552053	Grid for shower drain, stainless steel-polished
ZIP-750M		8595580552077	Grid for shower drain, stainless steel-matt

INDEX

Code	Picture	EAN	Description
ZIP-850L		8595580552091	Grid for shower drain, stainless steel-polished
ZIP-850M		8595580552114	Grid for shower drain, stainless steel-matt
ZIP-950M		8595580552152	Grid for shower drain, stainless steel-matt
ZIP-950L		8595580552138	Grid for shower drain, stainless steel-polished
INSERT-750		8595580552640	Grid for embedding tiles
INSERT-850		8595580552657	Grid for embedding tiles
INSERT-950		8595580552664	Grid for embedding tiles
SPACE-750M		8595580552190	Grid for shower drain, stainless steel-matt
SPACE-850M		8595580552237	Grid for shower drain, stainless steel-matt
SPACE-950M		8595580552275	Grid for shower drain, stainless steel-matt
STREAM-750M		8595580553890	Grid for shower drain, stainless steel-matt
STREAM-850M		8595580553906	Grid for shower drain, stainless steel-matt

INDEX

Code	Picture	EAN	Description
STREAM-950M		8595580553913	Grid for shower drain, stainless steel-matt
AM101/1120W		8595580564025	Pre-wall installation system for dry build up (plasterboard)
AM101/850W		8595580565015	Pre-wall installation system for dry build up (plasterboard)
AM112W		8595580564063	Wall concealed WC cistern
FUN-BRASS		8595580565411	Flush plate for pre-wall installation systems, brass
M576		8595580566302	Flush plate for pre-wall installation systems, white-matt
M676		8595580566319	Flush plate for pre-wall installation systems, white-matt
M776		8595580566326	Flush plate for pre-wall installation systems, white-matt/ chrome-polished
A400B		8595580567330	Wash-basin trap DN32 DESIGN metal, round, white
A4000B		8595580567347	Extension piece DN32, white
ARV001B		8595580567194	Angle valve with a filter 1/2"×3/8", round, white
ARV003B		8595580567200	Angle valve with a filter 1/2"×1/2", round, white
A795		8595580565664	Flexi pipe 50/40×40

The ALCAPLAST team of specialists is always on hand to help with design, installation and quote project prices!

Czech product
ISO 9001:2015



Alca PLAST[®]

CZECH REPUBLIC

Alca plast, s. r. o.
Bratislavská 2846, 690 02 Breclav
tel.: +420 519 821 117 – Sales Dept. CZ
tel.: +420 519 821 041 – Export Dept.
fax: +420 519 821 083
alcaplast@alcaplast.com
www.alcaplast.com